



MONTHLY REPORT

Report provided by
Carrie Fabel

JUNE | UPDATES

PROGRAMS UPDATE

- Basketball Camp
- Cornhole Tournament
- Burro Days Fundraiser

OPERATIONS

- Pool update
- Aquatics Manager update
 - Still in the process of interviewing
- HPRS Volunteer opportunity <https://humanpotentialrunning.com/trail-work/>
- Locks have been changed
- New Aquatics policy
 - close pool for 5 min at the top of every even hour for LG break

TRAINING

- SDA Workshop debrief (distribute new board manuals to members)
 - Election coming up in May, 2025
 - Property tax legislation to be voted on in November, 2024

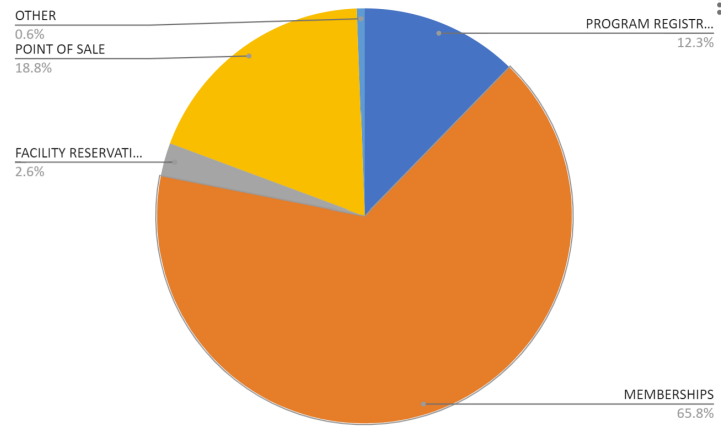
FINANCIAL & GRANTS

- American Rescue Plan | Under review with multiple attempts to contact
- Summit Foundation | Reiving \$7,500 by 7/12/24!
- SIPA | Results announced in August
- EPA | Meeting with SPRF on July 1st to discuss and draft a plan. New HVAC, new pool pump/filter system and solar panels are some ideas.
- SPPC | Terri submitted for 4 mini grants for teen programming totaling \$6,610. Results announced at the end of this month.

MONTH TO DATE SALES

- Rec Desk | June 2024 sales (to date): \$9,883.00
- Rec Desk | June 2023 sales: \$9,457.00

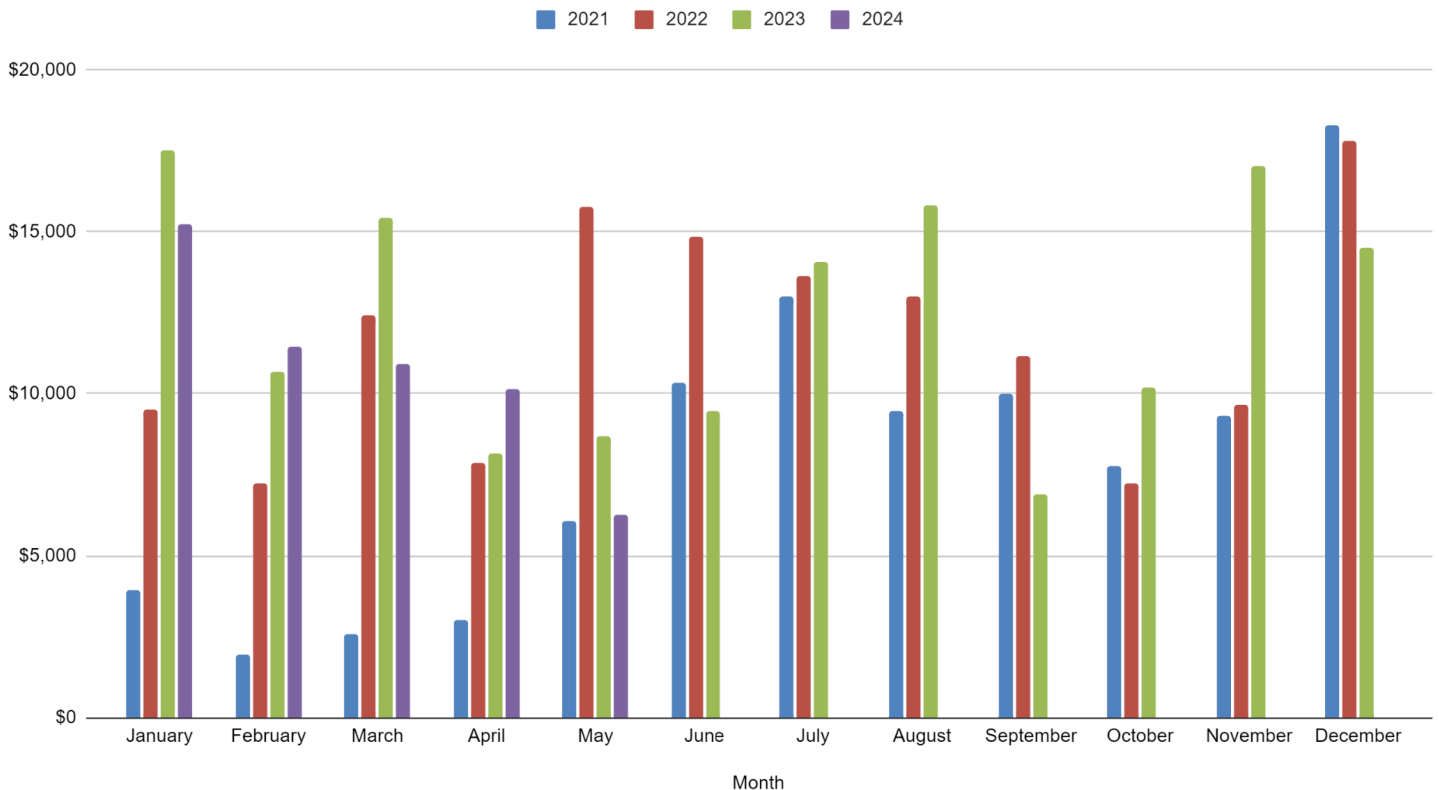
MAY MONTHLY SALES REPORT



REVENUE SUMMARY | MAY 2024

PROGRAM REGISTRATIONS	\$767.00
MEMBERSHIPS	\$4,106.95
FACILITY RESERVATIONS	\$161.50
POINT OF SALE	\$1,170.79
OTHER	\$36.00
TOTAL	\$6,242.24

ANNUAL COMPARISONS



*Please note that these sales reports only reflect what is sold through Rec Desk.

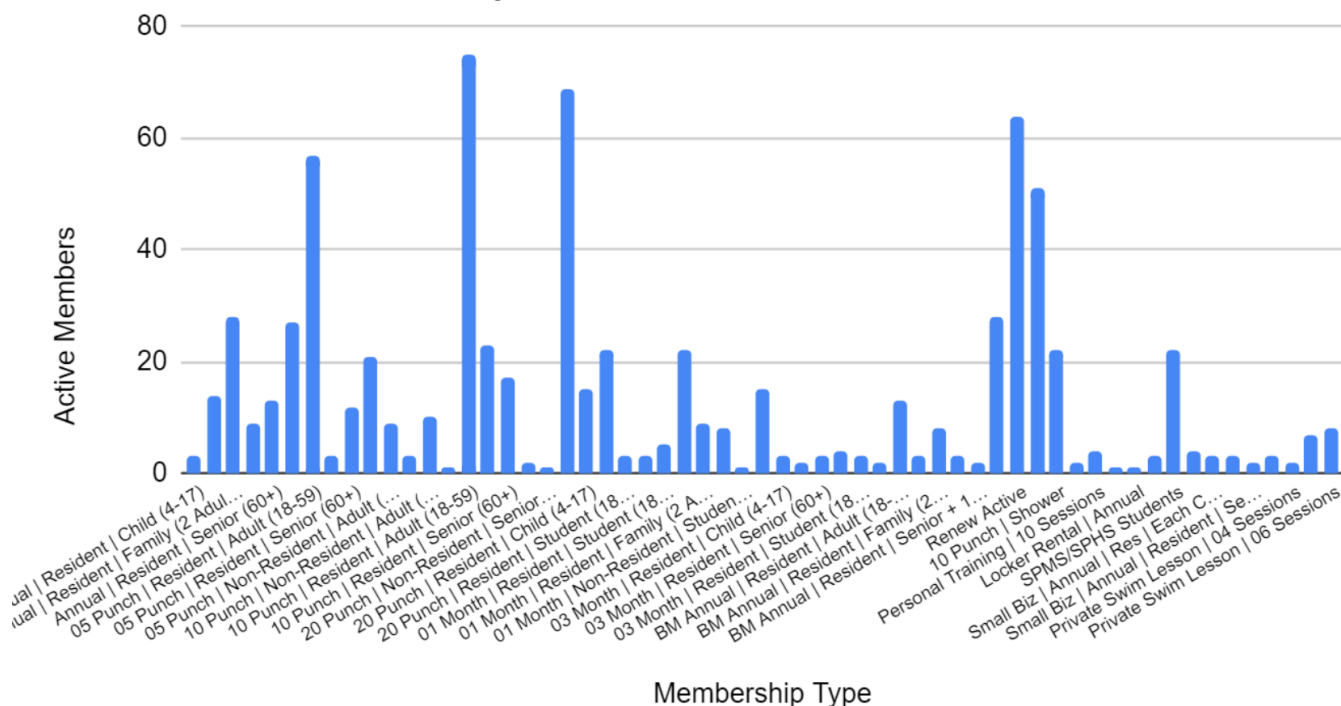
MEMBERSHIP DEMOGRAPHICS

MAY 27- JUNE 26, 2024

	<u>Registrations</u>	<u>Reservations</u>	<u>Memberships</u>	<u>Check-Ins</u>	<u>Profiles Created</u>
<u>All</u>	25	0	137	1269	67
Resident	21	0	126	1228	58
Non-Resident	4	0	11	41	9
No Residency Set					
Demographics					
< 18	19	0	8	47	8
18 - 65	6	0	91	921	52
65+					
Male	13	0	69	676	33
Female	12	0	66	592	34
Other Genders	0	0	2	1	0
Online vs In-House					
Online	12	0	10	N/A	27
In-Person	13	0	127	N/A	40

MEMBERSHIP SUMMARY

MAY 2024



WEB REPORT

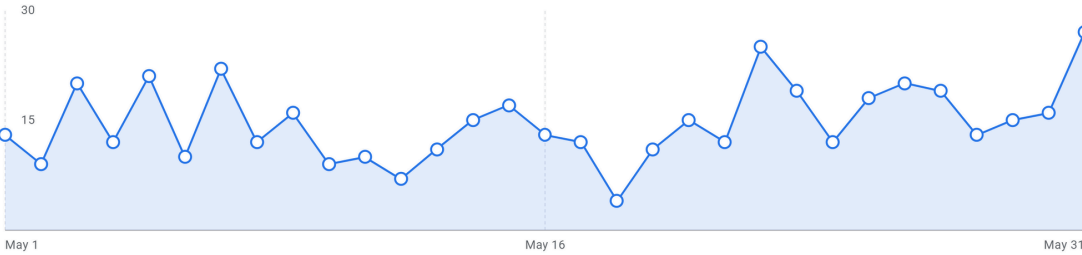
APRIL 2024

GOOGLE

455

Business Profile interactions ⓘ

↘ -24.4% (vs May 2023)



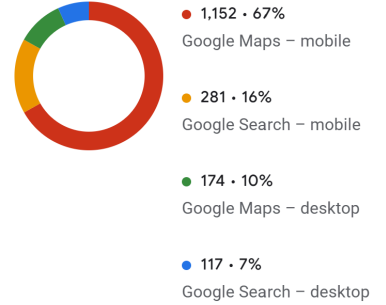
1,724

👁 People viewed your Business Profile

↘ -26.6% (vs May 2023)

Platform and device breakdown

Platform and devices that people used to find your profile



SOCIAL MEDIA

Impressions ⓘ

9.4K ↑ 39%

Reach ⓘ

3.2K ↑ 87.8%

Content interactions ⓘ

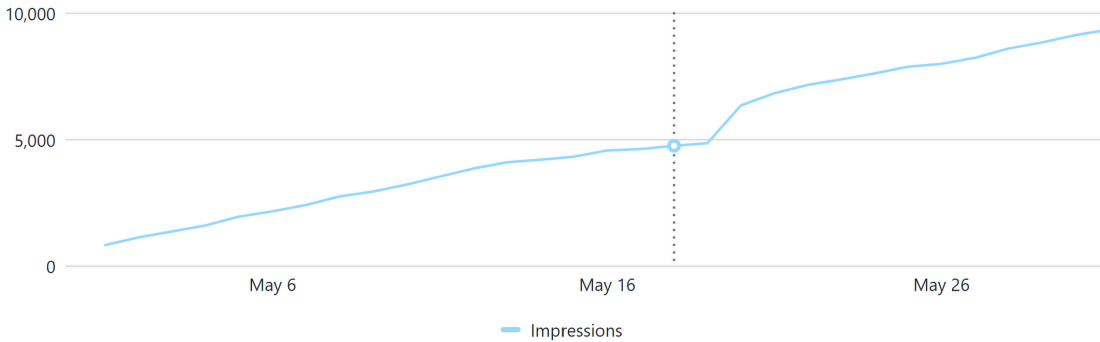
141 ↑ 50%

Followers ⓘ

Lifetime
1.6K

Link clicks ⓘ

0 ↓ 100%



Reach ⓘ

283 ↑ 22.5%

Content interactions ⓘ

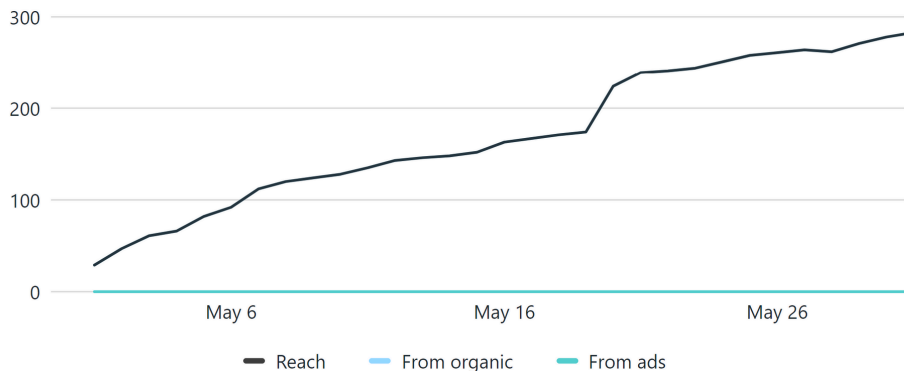
83 ↑ 33.9%

Followers ⓘ

Lifetime
548

Link clicks ⓘ

0 0%



Reach breakdown

Total
283 ↑ 22.5%

From organic
283 ↑ 22.5%

From ads
0 0%

ISSUES + CONCERNS

Maintenance & Repairs

- Pool update
 - Repairs to be scheduled as soon as parts arrive
 - Insurance claim has been filed

Proposed Projects/Programs

- Lease agreement may need to be reconsidered due to late payments from APA
- Insurance policy evaluation
- Review service/predictive plan with Tolin