

South Park Parks & Recreation District
Executive Director's



MONTHLY REPORT

Report provided by
Saam Golgoon





DECEMBER ACTIVITIES

In the month of December, we sold a total of **127** memberships, and **168** daily passes and **9** daily showers. The total sales for the month were **\$17,788**.

MEMBERSHIPS

- Punch Passes: 51
- Shower Passes: 17
- Monthly Passes: 24
- 3 Month Passes: 10
- Annual Passes: 25

PERSONAL TRAINING

- 10 Punch Pass: 2
- 5 Pinch Pass: 1
- Single Sessions: 0
- 2 Sessions: 0

FACILITY RENTALS

- Bouncy Castle: 0
- Fitness Room: 4
- Pool/Room: 0
- Pool/Room/
Bouncy Castle: 1

PROGRAMS

- Dance classes continue.
- Swim & Movie nights continued, but no movie night on 12/23 and 12/30.
- Cancelled the December Fitness Challenge.
- Started registrations for Mountaineers Basketball and Winter Swim Lessons.

OPERATIONS

- Started the holiday discount promotion on 12/1.
- Started working with our guests to create their new online membership account.
- Submitted the district's 2023 Public Notice of Monthly Meetings to the County Clerk, and posted a copy at the Fairplay post office.
- Had a holiday staff party on 12/17.

MAINTENANCE & REPAIRS

- Made some minor repairs to the roof with Flex Seal tape and spray above the ceiling leak area.
- Picked up the backup pool motors, that needed repairs, from Bob's Motors in Denver.
- More investigation on what is causing the leak from the ceiling by the front desk/cardio area. Contacted Andrew with Tolin to take a look and see if the heat and moisture from the steam room is causing the leak. He is unable to take a look until early January.

INFORMATION TECHNOLOGY

- Continued the RecDesk system setup.
- Continued website updates integrating the RecDesk platform with the rec center website.

TRAINING

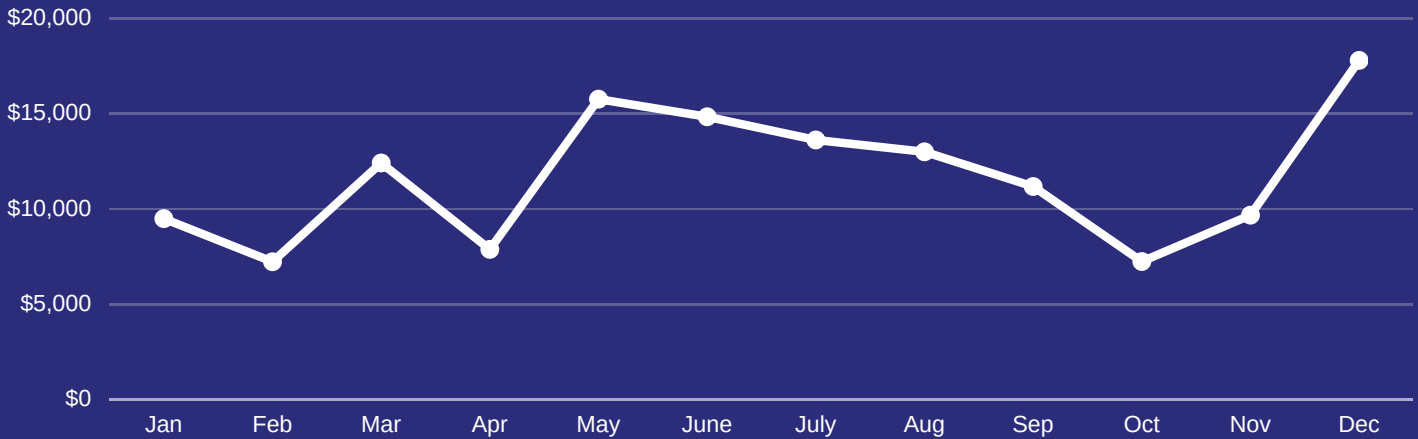
- Continued training on the RecDesk platform.

Financial & GRANTS

- Created new GL chart of accounts to implement in 2023.
- Worked with TBK Bank to keep our accounts open until we switch to their new IntraFi - ICS account.

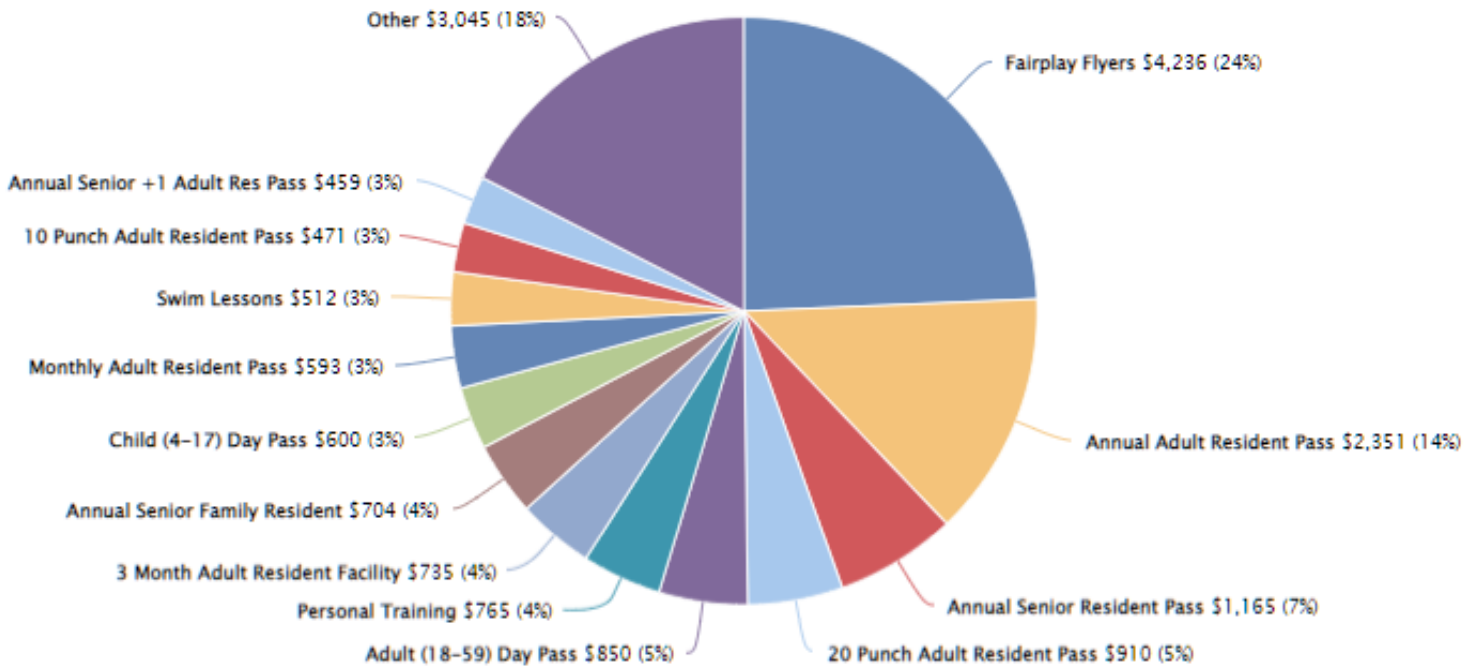
DECEMBER MONTHLY SALES REPORT

In the month of November, we had **\$7,248** in sales, and in December we had **\$9,677** in sales. The November sales were 6% lower than the November sales in 2021 (\$7,742), and the December sales were 4% greater than December sales in 2021 (\$9,310).



Sales By Category
Total: \$17,403

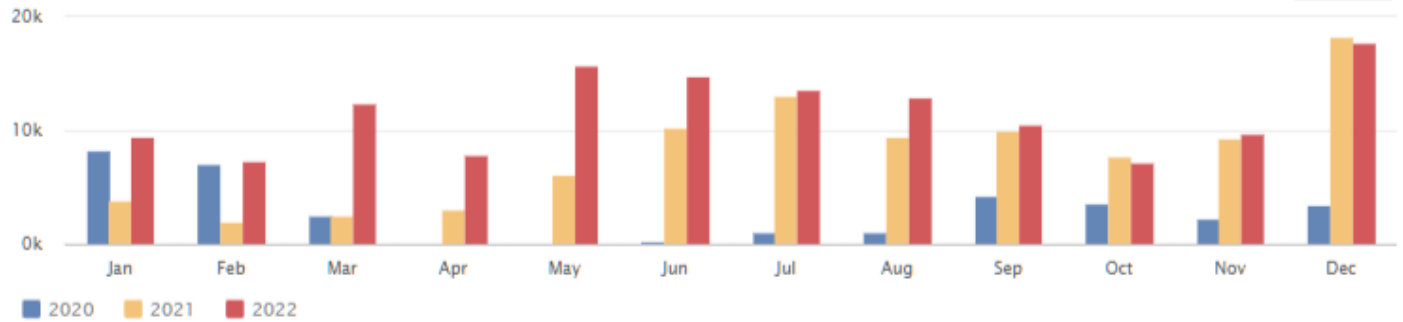
Export ▾



ANNUAL COMPARISONS

Sales - Year Over Year

Export

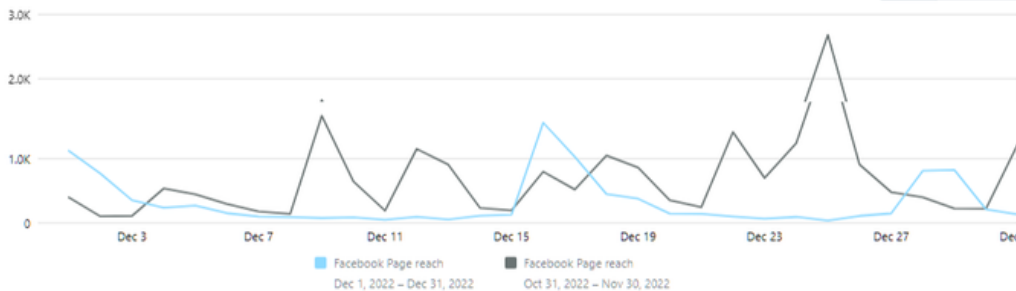


SOCIAL MEDIA & WEB REPORT

FACEBOOK

Facebook Page reach 📄 4,307 ↓ 41.5%
 Instagram reach 📄 248 ↓ 21.5%
 Paid reach 📄 0 0%

Daily Cumulative



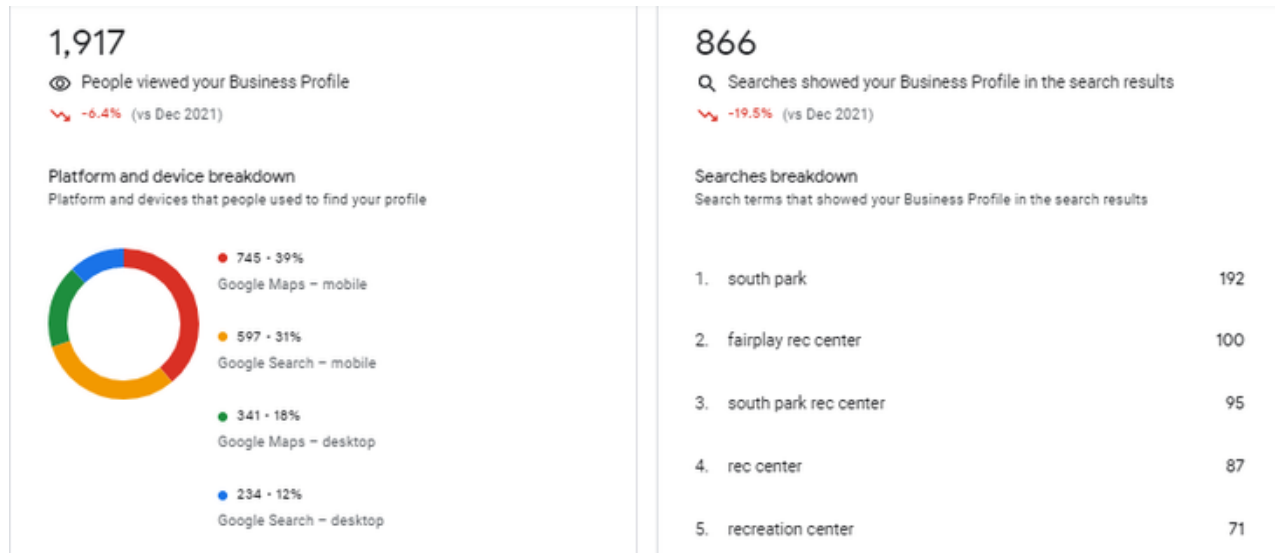
GOOGLE

446

Business Profile interactions 📄
↗ +5.2% (vs Dec 2021)



GOOGLE | DECEMBER 2022

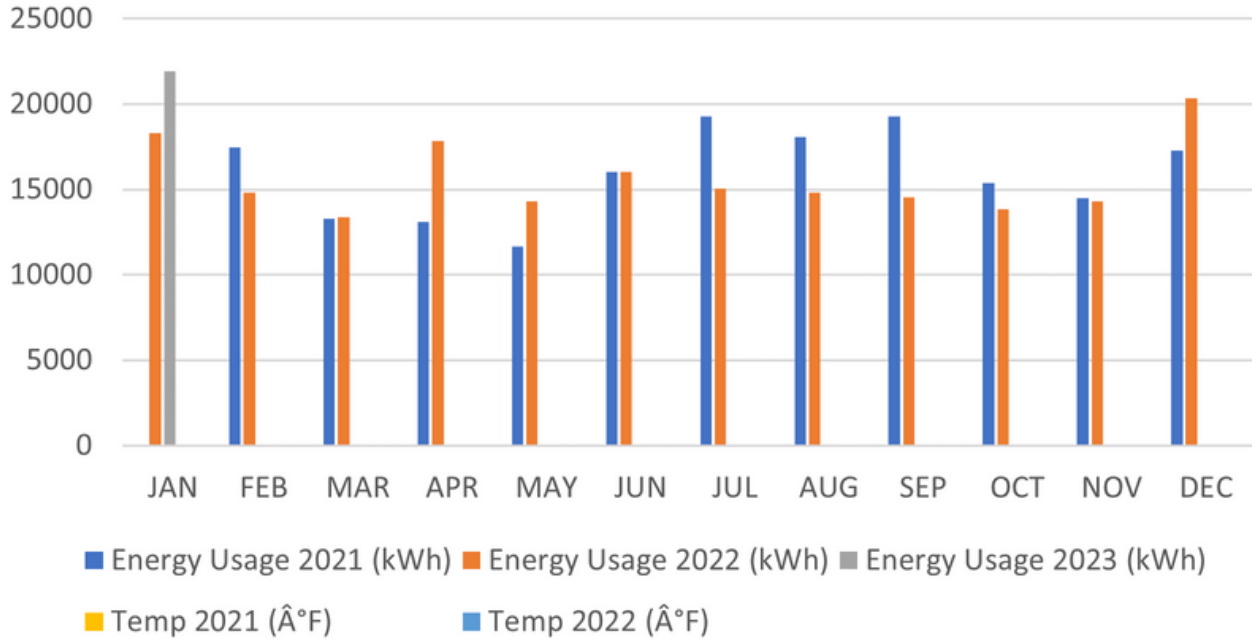


ISSUES + CONCERNS

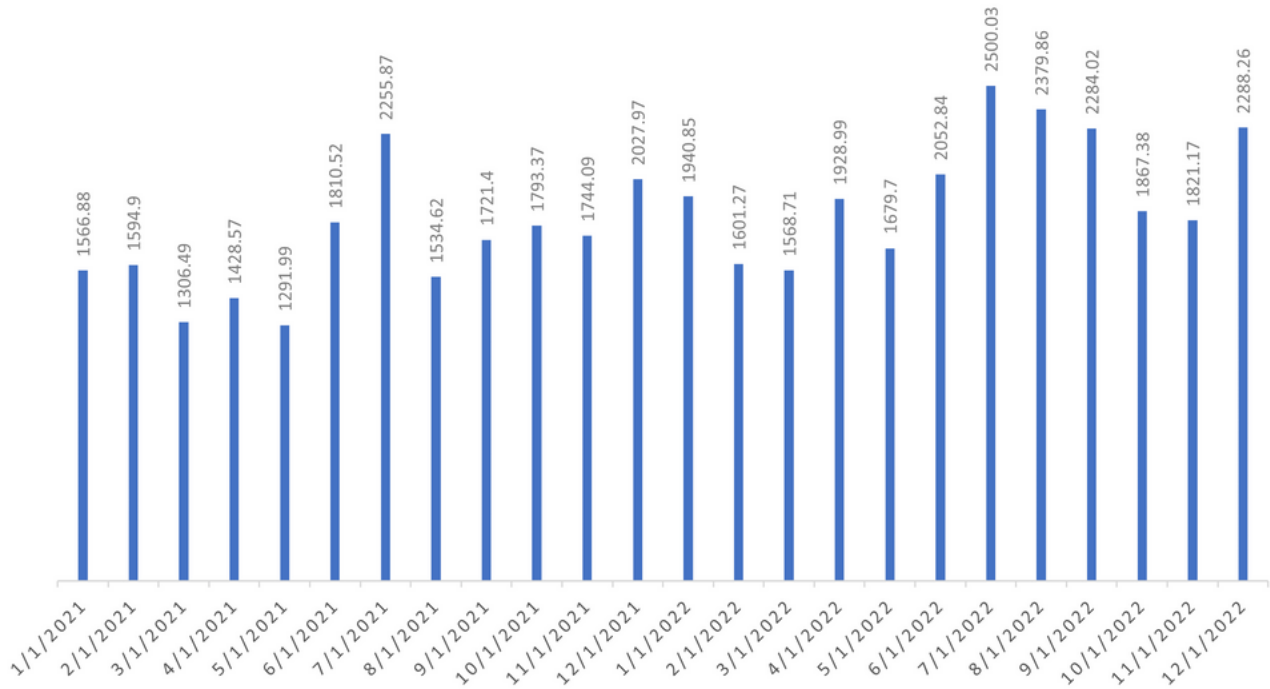
- TBK Bank now has a mandatory requirement for all public fund accounts to switch to their IntraFi - ICS accounts, or banking with them is not allowed. They wanted to close our account because we had decided not to make this switch originally when it was not mandatory, but I asked them to kindly give us more time to take care of this after the holidays. They have allowed us that time. This requires a vote from the board at the January meeting.
- There is a leak from the ceiling by the cardio/front desk area. This may or may not be caused by a roof leak. Some minor repairs were done to the roof above the leak area, but that did not affect the leak. We notice leaking when the weather was nice and no snow was on the roof. We then noticed that when the steam room is off the leak stops completely or drastically slows down. The leak may be caused due to excessive moisture and humidity building up in open area above the drop ceiling and creating condensation causing the leak. I have asked Andrew with Tolin to assist us with this investigation. He can assist with this in early January.
- Staff needs the district board's assistance in establishing new household income limits and guideline for the district's scholarship program.

ANNUAL UTILITY REPORT

Electrical Usage



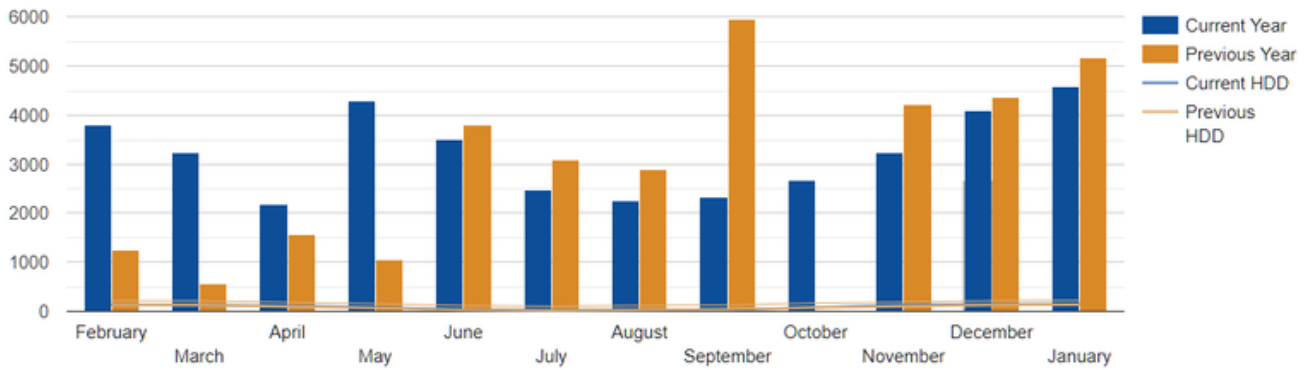
ELECTRICAL CHARGES



ANNUAL UTILITY REPORT

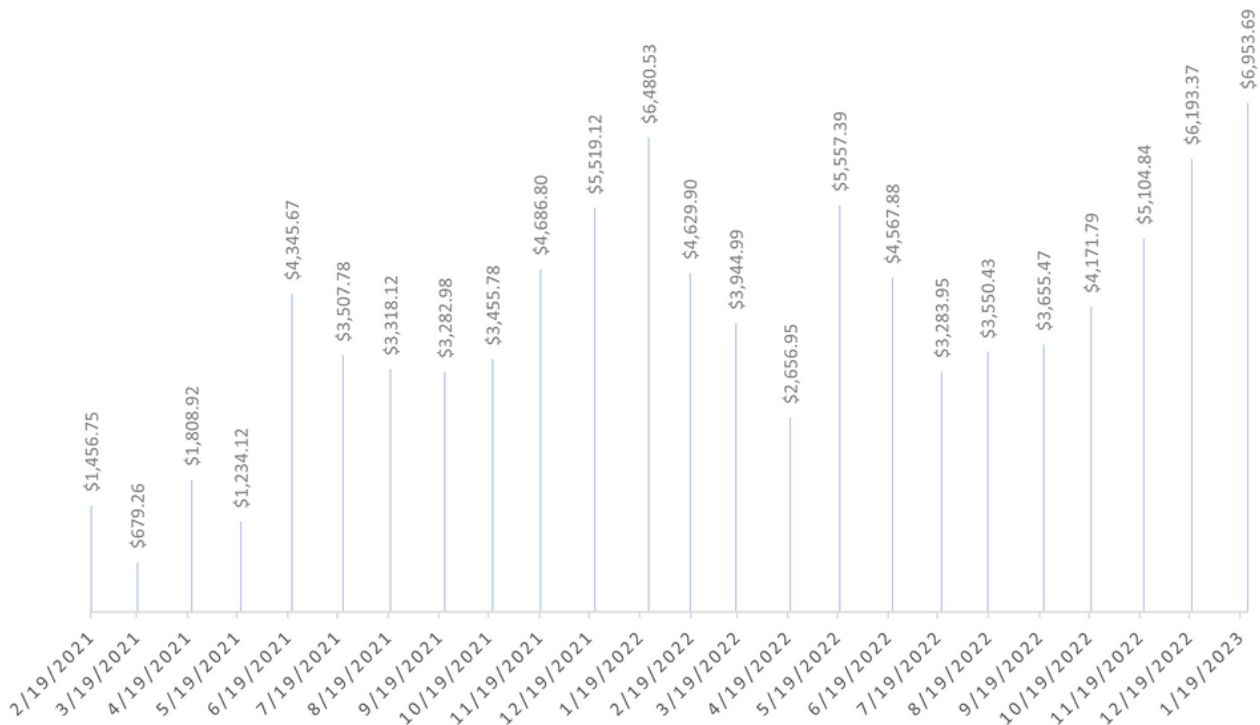
NATURAL GAS USAGE

ACCOUNT 1 | POOL AREA



* Represents Your Consumption and Actual Heating Degree Days From 2/24/2021 To 1/24/2023

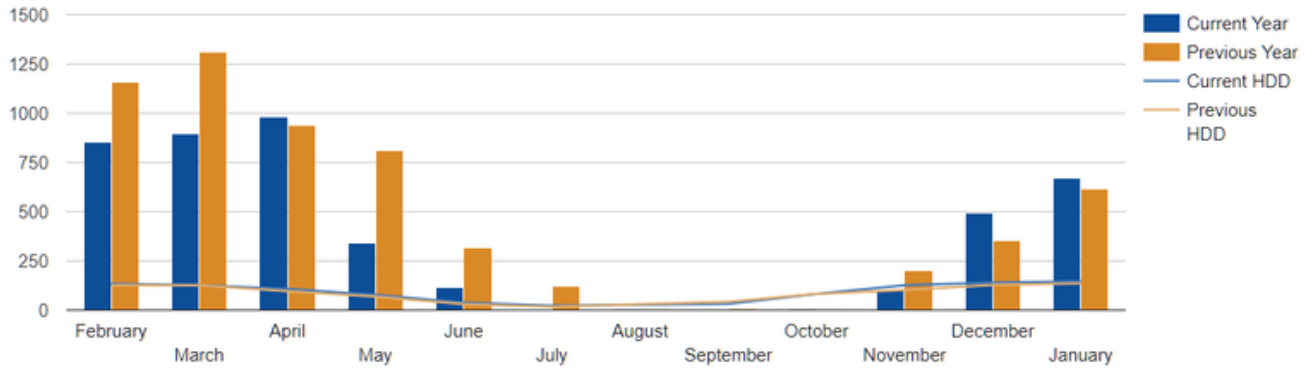
NATURAL GAS CHARGES



ANNUAL UTILITY REPORT

NATURAL GAS USAGE

ACCOUNT 2 | GYM AREA



* Represents Your Consumption and Actual Heating Degree Days From 2/24/2021 To 1/24/2023

NATURAL GAS CHARGES

